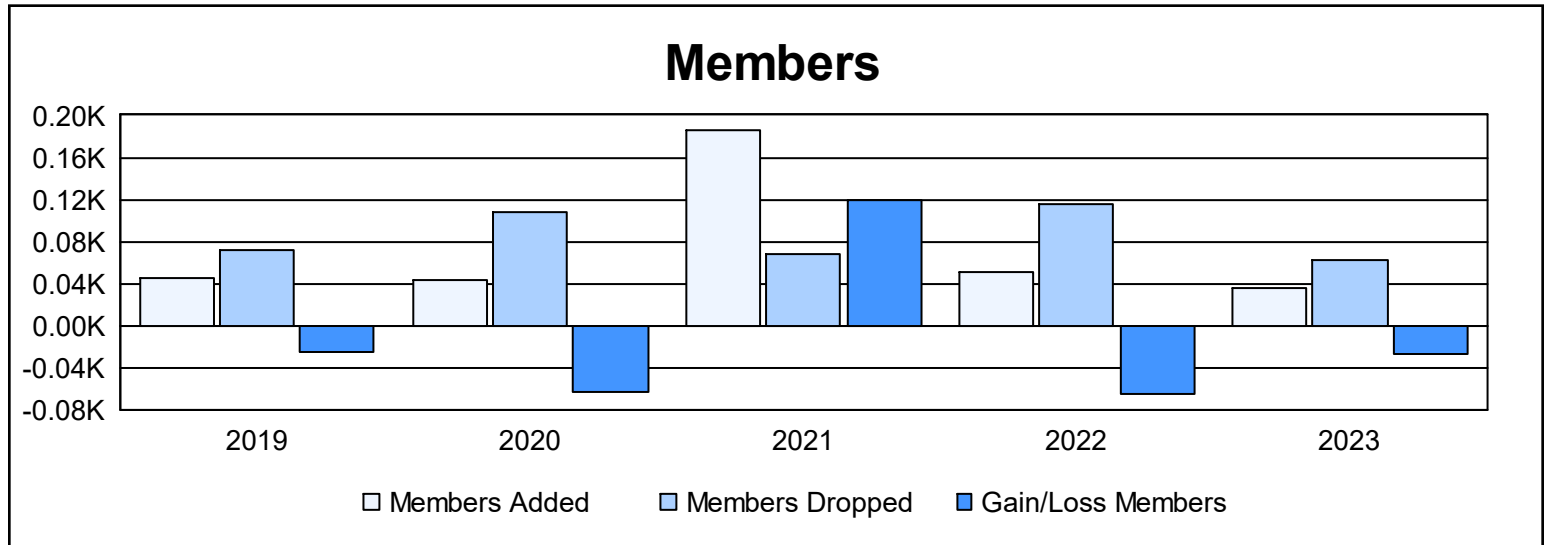
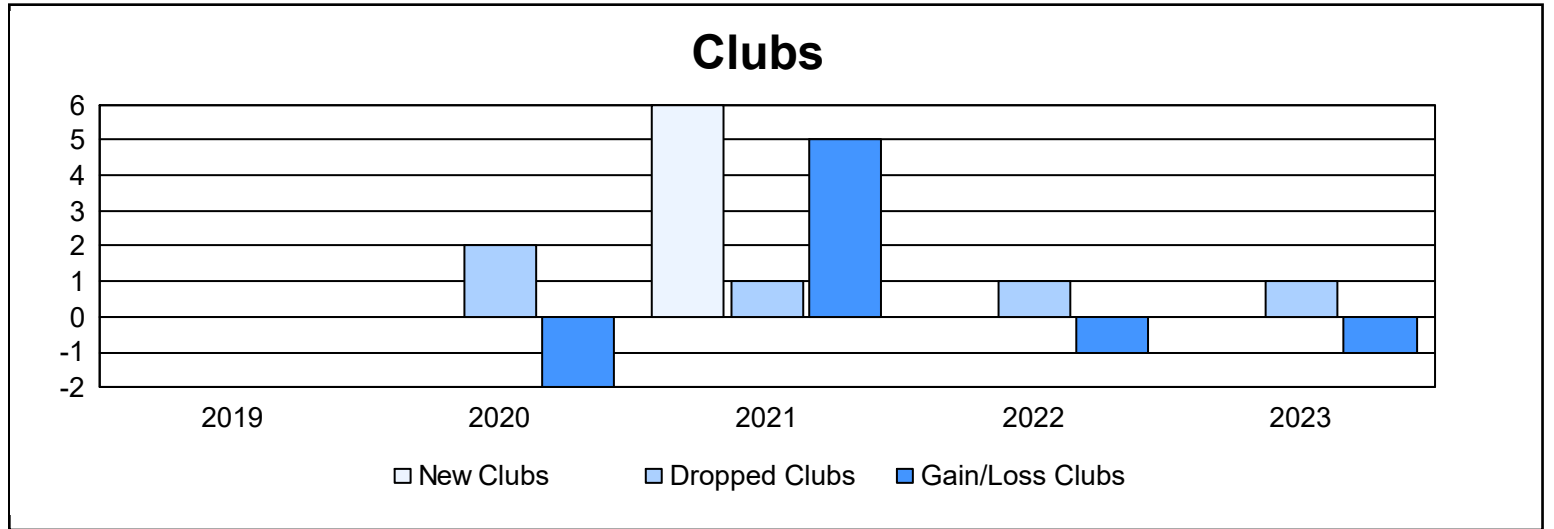
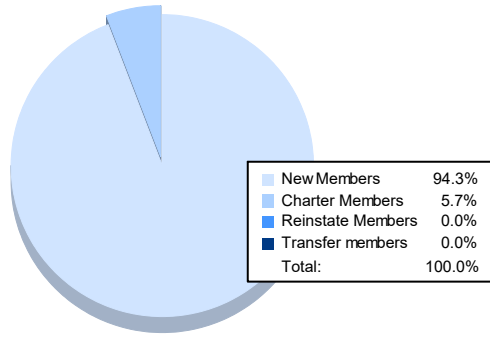


Year	New Clubs	Dropped Clubs	Gain/ Loss Clubs	New Members	Charter Members	Reinstate Members	Transfer Members	Total Member Added	Total Members Dropped	Gain/ Loss Members
2018-2019	0	0	0	45	0	1	0	46	71	-25
2019-2020	0	2	-2	42	0	0	1	43	107	-64
2020-2021	6	1	5	36	150	0	0	186	67	119
2021-2022	0	1	-1	43	6	1	0	50	115	-65
2022-2023	0	1	-1	33	2	0	0	35	63	-28
<b>Average</b>	<b>1</b>	<b>1</b>	<b>0</b>	<b>40</b>	<b>32</b>	<b>0</b>	<b>0</b>	<b>72</b>	<b>85</b>	<b>-13</b>



### Membership Composition June 2023 Cumulative



### Gender Composition June 2023 Cumulative

